

79.7883%

8

2GWh

12GWh

6GWh

79.7883%

8

87.0392%

79.7883%

1

79.7883%

114,097.30

				80,000.00	
2GWh					12GWh
			6GWh		
2					
1			3.1		,
				20,000.00	
				2,000.00	
					18,000.00
2			3.2		
				61,074.30	
3	2022	12	31		
				23,056.80	
4	2023	6	30		
				9,966.20	

177,000.00
128,800.00
100%
163,000.00 2
100% 143,000.00
=143,000.00 $\times 79.7883\% = 114,097.30$
100%
79.7883%
114,097.30
80,000.00 194,097.30
12
194,097.30
2021

		2021 /	2021 /		
--	--	--------	--------	--	--

	194,097.30	291,981.40	461,728.91	63.24%	
	-	185,334.36	487,077.50	38.05%	
	194,097.30	94,931.94	260,378.27	74.54%	

ICT

2021

1

+

7



1

2

3

1

2

3

4

5





1

2

3



,

2.00

2.00



2020	2021		51,349.86
58,261.34		25.97%	19.95%
		Exicom	TTI

1 2021 9

3,705.52

2 2020 1 4

236.31

529 2021 6 2

2020 0681

218

449

2021 6 18

2021 11 4

2021 06 3899

2020 0681 218

200 ,

200

/









		79.7883%
		79.7883%
		79.7883%
		8

Exicom		Exicom Tele-Systems Singapore Pte Ltd.
TTI		Techtronic Industries Company Limited HK.0669 TTI

		LiFePO4
		4- -1- 1- 1- 1- 1- α -
ABS		- - Acrylonitrile- butadine-styrene ABS ABS ABS ABS
GWh		KWh 1GWh=1,000,000KWh
GGII		
ICT		Information and Communications Technology
LCP		

1

2020 9

2030

2060

2021 71%

2021

44%

2

3

ICT

2021 1

1

2021

16.5% 2030

2025

1,200GW

2022 3

2025

2030

GGII

2025

460GWh 2021-2025

60.11%

2030

1,300GWh

2020

16.2GWh

70.5%

2025

68GWh 2021-2025

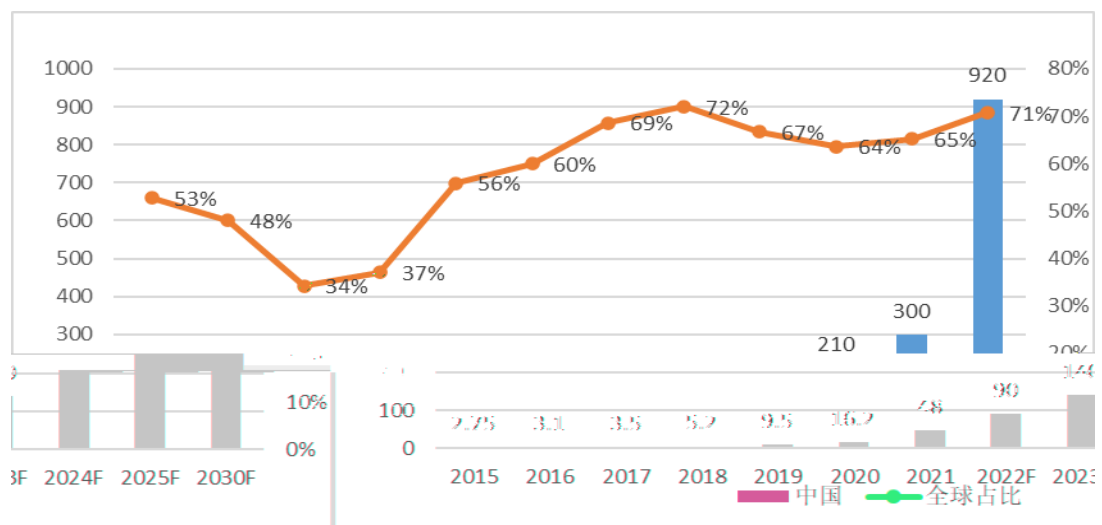
32.3%

2030

920GWh

2015-2030

:GWh %



GGII 2022 3

2 5G

UPS

4G 5G

2020 2020 5G 60

2020 5G 71.8

4G 780-930W 5G 2,700W

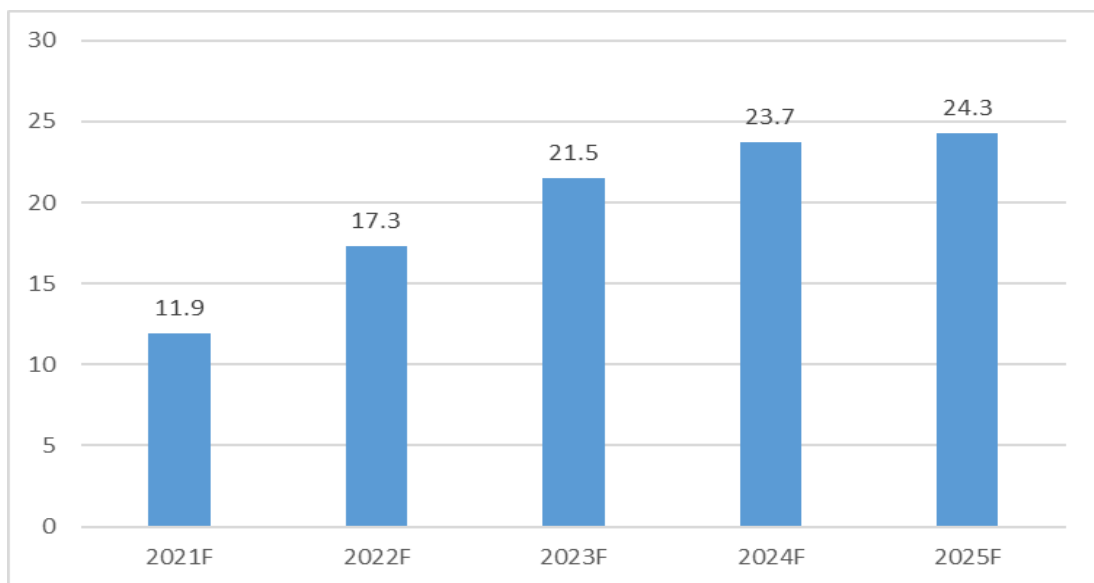
4h 5G 10.8kWh 4G 5G

2 5G

2021 5G 85

11.9GWh 2025 5G 160 24.3GWh

2021-2025 5G :GWh





1

2017

2020

139

2025

220

2020

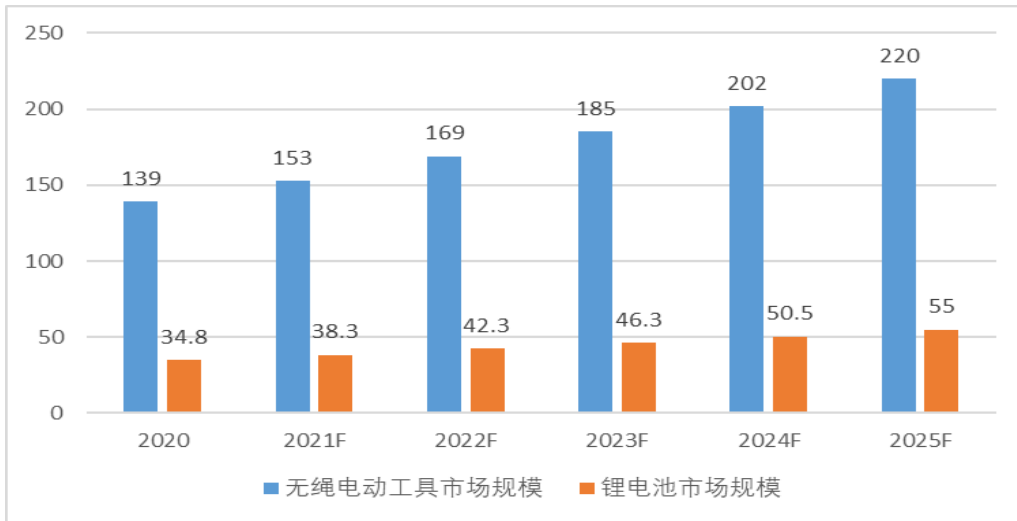
34.8

2025

55

2020-2025

:



2021 12

2

SDI LG

TTI

GGII

2021

22GWh

2026

60GWh

2021

2.7

2021-2026

22%

2020

5.6GWh

64.7%



FCCL FPC PCB LCP LCP
5G

+

12GWh 2GWh 6GWh

8



79.7883%

8

2GWh

12GWh

6GWh

79.7883%

8

87.0392%

79.7883%

1

79.7883%

114,097.30

80,000.00

2GWh

12GWh

6GWh

2



$$=143,000.00 \quad \times 79.7883\% = 114,097.30$$

100%

79.7883%

114,097.30

80,000.00

194,097.30

12

194,097.30

2021

		2021 /	2021 /		
	194,097.30	291,981.40	461,728.91	63.24%	
	-	185,334.36	487,077.50	38.05%	
	194,097.30	94,931.94	260,378.27	74.54%	



ICT

2021

1

+



1

2

3

1

2

3

4

69,784.00

13,500.00

2009 12 14

2009

60623545_B01

[2009]184

002324

2,800.00

2009 12 18

700.00

3

2010 3 18



2020	4	10	2019	2019
52,815.75			10	3
		10	3	
84,505.19			84,505.19	2020 4 22

6 2021 5

2021	5	7	2020	2020
84,505.19			10	2
			101,406.23	101,406.23
	2021	5	28	

1

2021 12 31

		%
	38,151.28	37.62
	63,254.95	62.38
	101,406.23	100.00

2

2021 12 31

		%
1	44,698.73	44.08
2	- ()	5,070.31

	2		
9		800.95	0.79
10		792.00	0.78
		63,516.74	62.64

ICT

PP

ABS

PC

PA

ICT

ICT

LCP

LCP

LCP

LCP

5G

	2021	2020	2019
	344,197.76	304,153.41	255,245.68
	117,531.15	136,795.53	133,964.63
	461,728.91	440,948.94	389,210.32

	194,946.66	162,803.49	145,317.51
	5,035.70	4,409.56	4,297.46
	199,982.35	167,213.04	149,614.98
	261,746.56	273,735.89	239,595.34
	461,728.91	440,948.94	389,210.32

2019 2020 2021

	2021	2020	2019
	487,077.50	444,754.21	359,996.66
	3,440.88	45,794.32	18,173.61
	3,492.98	46,480.65	18,055.45
	2,100.42	39,810.56	16,404.60
	2,374.82	39,570.57	16,488.63
	-1,168.24	-3,595.10	904.98
	932.17	36,215.46	17,309.59
	1,206.57	35,975.47	17,393.62

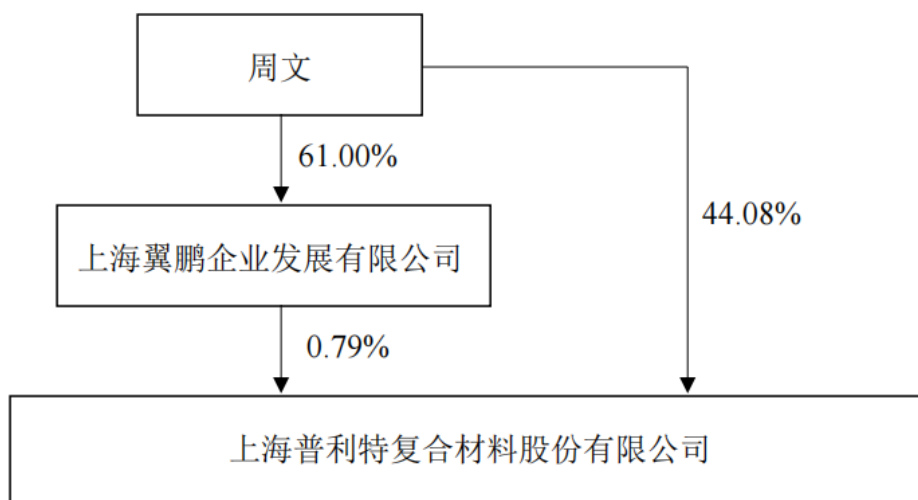
2019 2020 2021

	2021	2020	2019
	521,457.77	486,018.50	394,875.85
	535,106.24	444,658.92	359,560.23
	-13,648.47	41,359.58	35,315.61
	22,903.24	6,211.72	1,268.44
	15,122.95	29,538.71	8,349.58
	7,780.29	-23,326.99	-7,081.14
	158,933.62	124,411.99	109,059.39
	143,840.62	135,714.39	136,022.66
	15,093.00	-11,302.40	-26,963.27
	-250.71	-163.21	15.43
	8,974.11	6,566.98	1,286.65

2019 2020 2021

	2021	/2021	2020	/	2019	/
			2020	2020	2019	2019
/		0.02		0.39		0.20
/		0.02		0.39		0.20
%		10.84		21.34		19.14
%		0.90		15.60		7.05
%		43.31		37.92		38.44

2019 2020 2021



44.08%

0.79%

44.87%

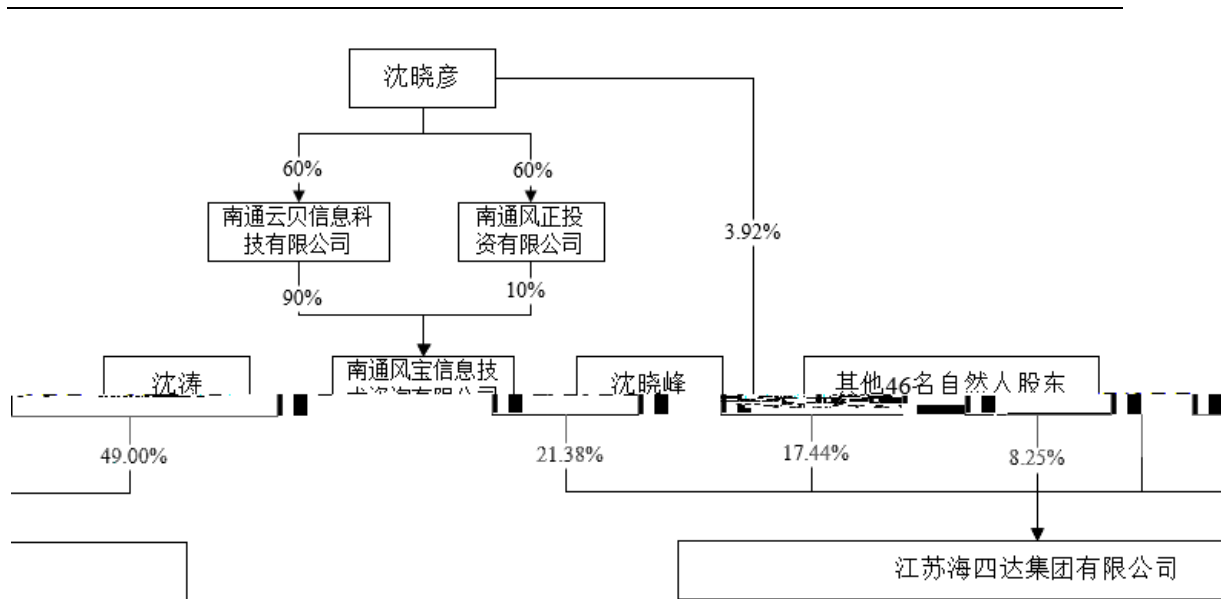
1965 3

31011019650306

	91310118MA1JM4EA8X
	2017 09 18
	20,000.00
	5399 3 B8-4F-D 171
	558

	2001 03 02
	899
	899
	8,600.00
	91320681727234836L

1



51.00%

2

1

	32062619461026****
	306

2

	32062619721224****
	306

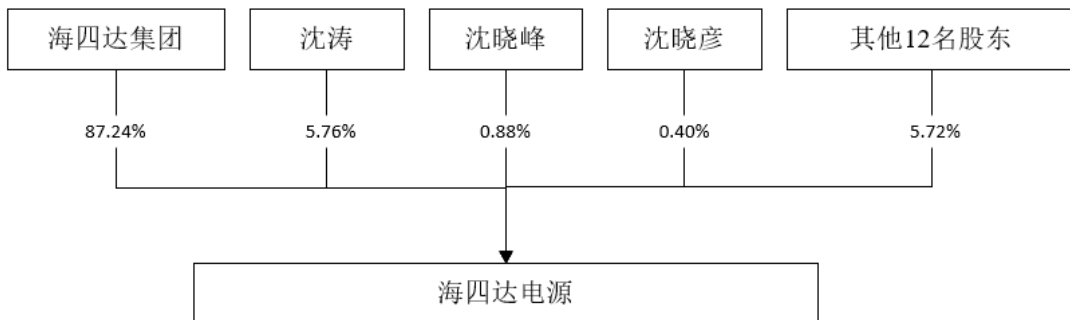
3

	32068119761028****
	899

4



	306
	306
	28,346
	91320600608386159C
	1994 10 28







94.27%

1994

BMS

BMS

BMS

				
				
				
				
BMS				



	192,753.05	120,479.81
	99,228.35	77,221.91
	291,981.40	197,701.72
	170,617.16	101,930.96
	25,517.07	10,671.95
	196,134.23	112,602.90
	94,931.94	84,840.07
	95,847.17	85,098.82

2020 2021

	2021	2020
	185,334.36	81,690.87
	155,517.74	64,719.25
	12,169.08	-179.97
	11,520.82	-212.03
	10,413.35	424.05

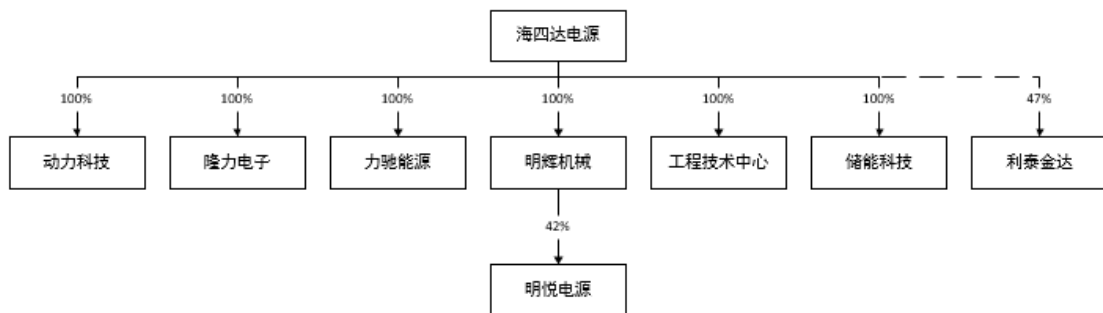
	10,219.93	410.30
--	-----------	--------

2020 2021

	2021 12 31 / 2021	2020 12 31 / 2020
	67.17%	56.96%
	16.09%	20.78%
	5.62%	0.52%

	2022 3 31 /2022 1-3
	308,550.40
	208,132.49
	100,417.91
	56,226.54
	4,570.74

2022 1-3



--	--

	2288
	91320681MA1X37A591
	2018 8 22
	100.00%

	913206817550793940
	2003-12-08
	100.00%

	306
	91320681670139554L
	2007-12-28
	100.00%

	800	
	913206815643116808	
	2010-11-02	
		100.00%

	306	
	91320681MA22QXU21P	
	2020-10-21	
		42.00%
		29.00%
		29.00%

	306	
	91320681737819686L	
	2002-04-29	
		100.00%



2022 4 25

1

,

		%
	22,616.80	79.7883

,

2

2022 6 15

79.7883%

3

177,000.00

128,800.00

100%

163,000.00

2

100%

143,000.00

=143,000.00

×79.7883%= 114,097.30

4

80,000.00

2GWh

12GWh

6GWh

,

,

1

4.1

:

1

2

3

4

5

/

87.24%

6

2

4.4

:

1

2

,

3

4

5

6

)

,

7

8

9

79.7883%



2

È

3

4

10

1

4

EMT

EMT

EMT

5

1

EMT

1

6

:

7



,

1

2

200

200

3

2020 2021

2021 12 31

2

562,757,525.24

562,757,525.24

562,757,525.24

;

2

19,855,877.98

19,855,877.98

19,855,877.98

2

4

/

5

200

,

200

/

2

:

1

,



,

2

3

,

1

1

,

;

2

10

;

3

4

2

1

10

2

3

10

4

:

1

2

2

/

2

2

/

2

3

2

4

1

/

,

2

1

2

3

4



3 :

1 2

1 2 3

2 2

4

1

2

3

1

2

3

4

5

1



1

2

3

2

3

,



2.00

2.00

4

5

6

7

1

2

3

2020	2021		51,349.86
58,261.34		25.97%	19.95%
		Exicom	TTI

4



200

200

/

6

2021 12 31

10,996.674

5.23%

200 ,

200

7

8

9

15%

10

1







7

	21 2022/1/7	1 2022/2/11	
	13.98	14.28	2.15%
399106.SZ	2,452.82	2,262.96	-7.74%
883126	4,404.23	4,061.57	-7.78%
	9.89%		

	9.93%
--	-------

	21 2022/3/24	1 2022/4/25	
	13.60	9.99	-26.54%

922.81

478.95

5%

2021 11 26

IPO

IPO

2011 3 IPO 2.26
3,700 Ah 2012 3
2012 37 IPO

IPO

2012 395
2009 2010 2011
10,931.42 17,513.81 18,379.41
53.07% 60.65% 52.5%

2010

2011

32

IPO



2011 IPO

2002

2009

94%

2

2019

IPO

