

A



689

..... 1

..... 2

..... 3

..... 5

..... 5

..... 5

..... 5

..... 6

..... 10

..... 10

..... 13

..... 13

..... 17

..... 18

..... 18

..... 19

..... 19

..... 20

..... 26

..... 27

..... 27

..... 27

.....

					79.7883%
					79.7883%
TTI		Techtronic Industries Company Limited HK.0669 TTI			
		2019	2020	2021	2022 1-9
		2019	2020	2021	
		A			
	18	<			>
		18			
					Li+ Li+
					/

		LiFePO4
GWh		KWh 1GWh=1,000,000KWh
		ASA PA PC PET PBT HIPS
ABS		- - Acrylonitrile-butadiene-styrene
PA		Polyamide
PC		Polycarbonate
ICT		Information and Communications Technology
LCP		
GGII		

A IPO

	SHANGHAI PRET COMPOSITES CO., LTD.
	913100006316131618
	101,743.1917
	1999 10 28
	2007 7 23
	2009 12 18
	2855 1 12
	558
	002324
	201703
	201707
	021-69210096
	www.pret.com.cn
	dsh@pret.com.cn

2022 9 30

1,014,062,317

	343,485,436	33.87%
	670,576,881	66.13%
	1,014,062,317	100.00%

2022 9 30

			%
1		446,987,270	44.08

			%
2		44,006,976	4.34
3		30,503,116	3.01
4	LOF	28,175,678	2.78
5		179,169,96	1.77
6		16,225,777	1.60
7		12,378,166	1.22
8		11,090,000	1.09
9	2	8,388,791	0.83
10		6,444,940	0.64
		604,200,714	61.36

1 2009 12

A

[2009]1255

A 3,500 22.50 /

73,284.00

2009 184

2009 12 18

002324

2 2017 12

[2017]926 849,978

23.53 / 17,408,301.89

2017 12 11

3 2023 1

2022 10 25 2022 11 10

2022 < 2022

>

448 2023 1 2022

336.96 8.45 /

2,847.31 101,406.23 101,743.19

	2021	2020	2019	
	5,040.11	4,225.26	5,281.57	14,546.95
	7,508.05	-	-	7,508.05
	12,548.16	4,225.26	5,281.57	22,055.00
	2,374.82	39,570.57	16,488.63	58,434.02
				113.23%

9

239,595.34 273,735.89

261,746.56 302,571.53

1

	2022 9 30	2021 12 31	2020 12 31	2019 12 31
	575,492.11	344,197.76	304,153.41	255,245.68
	281,258.73	117,531.15	136,795.53	133,964.63

	2022 9 30	2021 12 31	2020 12 31	2019 12 31
	856,750.83	461,728.91	440,948.94	389,210.32
	464,152.61	194,946.66	162,803.49	145,317.51
	90,026.69	5,035.70	4,409.56	4,297.46
	554,179.30	199,982.35	167,213.04	149,614.98
	275,822.64	260,378.27	269,827.76	239,133.86
	302,571.53	261,746.56	273,735.89	239,595.34
	856,750.83	461,728.91	440,948.94	389,210.32

2

	2022 1-9	2021	2020	2019
	428,105.20	487,077.50	444,754.21	359,996.66
	428,105.20	487,077.50	444,754.21	359,996.66
	409,787.54	482,011.38	396,745.37	342,109.04
	368,514.85	434,288.52	349,851.67	291,082.48
	17,416.90	3,440.88		



250,000,000

30%

$$\frac{20}{A} = \frac{20}{A} \cdot \frac{80\%}{A} = \frac{20}{A} \cdot \frac{A}{20}$$

$$\begin{array}{r}
 P_0 \\
 D \\
 / \\
 P_1 = P_0 - D \\
 P_1 = P_0 / (1 + N) \\
 P_1 = (P_0 - D) / (1 + N)
 \end{array}$$

6



1 2022 9 30

2 2022 9 30

3 2022 9 30

4 2022 9 30

5 2022 9 30

1

1

2

3

2

1

2

3

2022 7 22

A

A

2023 2 23

7

1

2

3

4

5

6

7

8

9

2022 7 4

2022

A

A

A

A

35

35

1

2

35 35

1

2

3

18

18

A

250,000,000

101,743.1917

30%

2022 4 25

2017

2017 11 23

18

4

2022

35

35

5

2022

20

80%

6

2022

6

1

		359,996.66	444,754.21
487,077.50	428,105.20	16,404.60	39,810.56
2,100.42	15,870.14		

ICT

2

ICT

4

127,319.57

135,553.92

155,054.74

245,747.95

5

6

2015		WPR		5,478.89
	WPR		2021	
		2,492.89	2022	WPR
2021				

1

2

35

35

1

2

1

Transparency Market Research

2012 3,910

2020 10,000

12.45%

2026

13,000

2016 7,717

2020 8,000

0.9%

2016 1,563

2020 2,250

9.5%

20%

2024

30%

2

50%

1

55%-60%

PP ABS

PC PA

180-250kg

100-150kg

2020

19%

2015

352

2020

431

2026

598

2

LCP

I LCP

LCP

LCP

LCP

5G

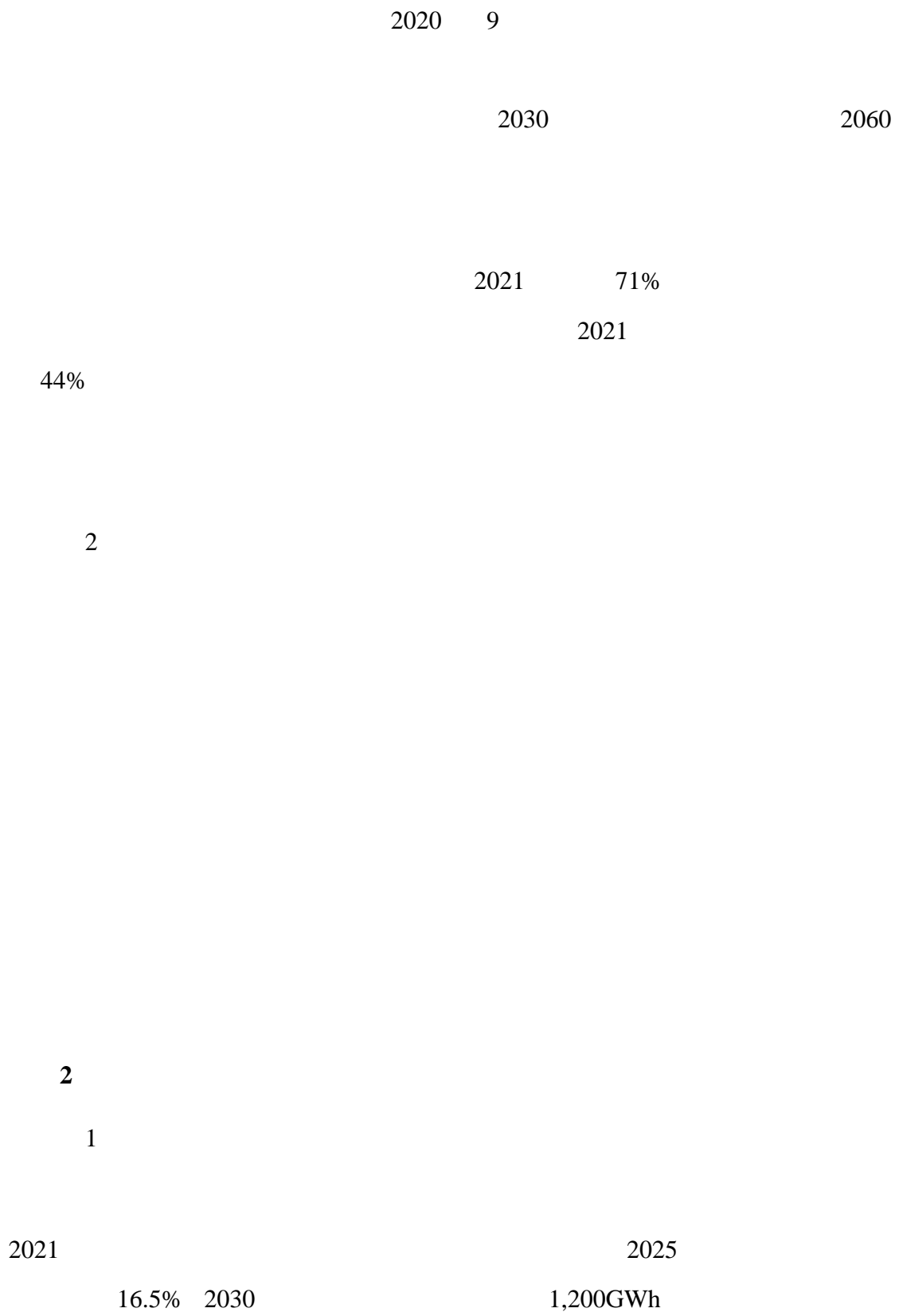
5G

80%

		2020	LCP	8	
3	Zion Market Research			2023	LCP
14.5	2016-2023		6.2%	Mordor Intelligence	
	2020-2025	LCP			4.5%
		5	LCP	6%	2026
	LCP		4.3		
3					

				2015	360
	2020	765		2020	
			34%		

3

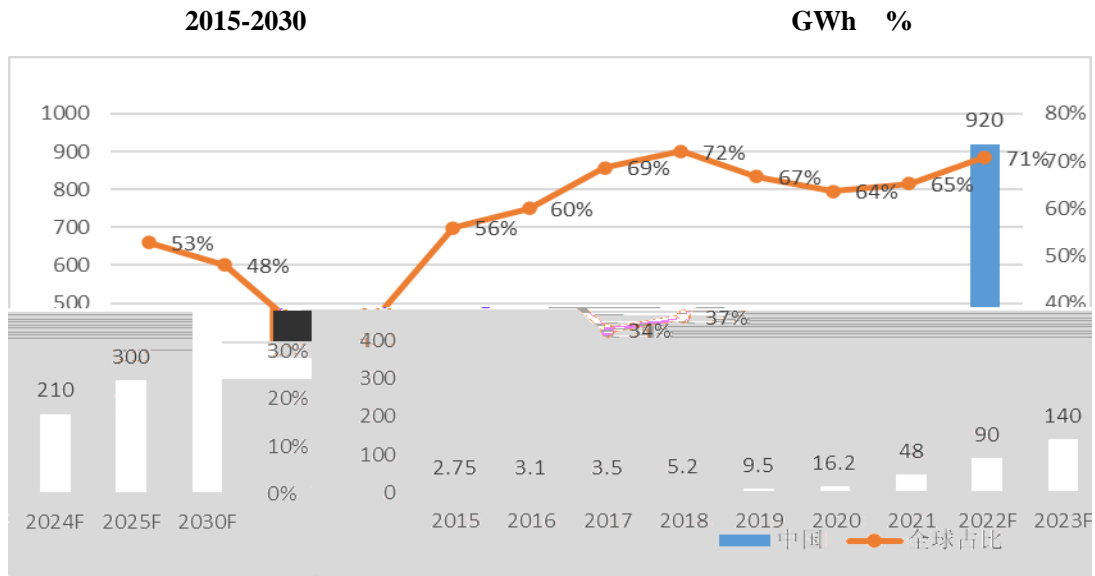


2022 3

2025

2030

GGII	2025		460GWh
2021-2025	60.11%	2030	1,300GWh 2020
	16.2GWh	70.5%	2025
	300GWh 2021-2025	58.11%	2030
920GWh			



GGII 2022 3

2 5G

UPS

4G

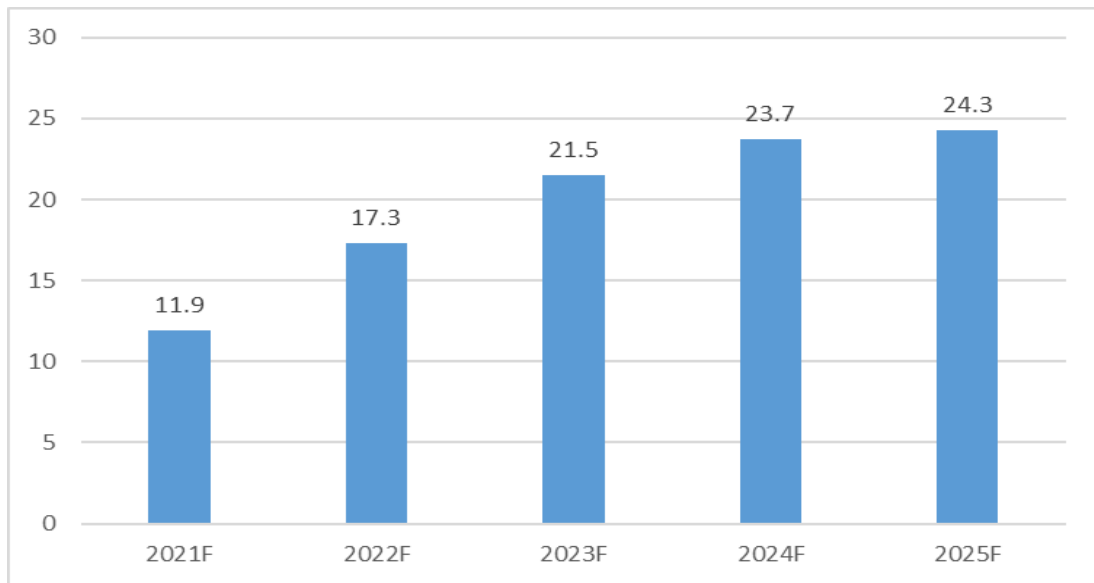
5G

2020 5G 60 2020
 5G 71.8 4G
 780-930W 5G 2,700W 4h
 5G 10.8kWh 4G 5G 2
 5G
 2021 5G 85
 11.9GWh 2025 5G 160 24.3GWh

2021-2025

5G

GWh



2022 4

3

1

2017

2020

139

2025

220

2020

34.8

2025

55

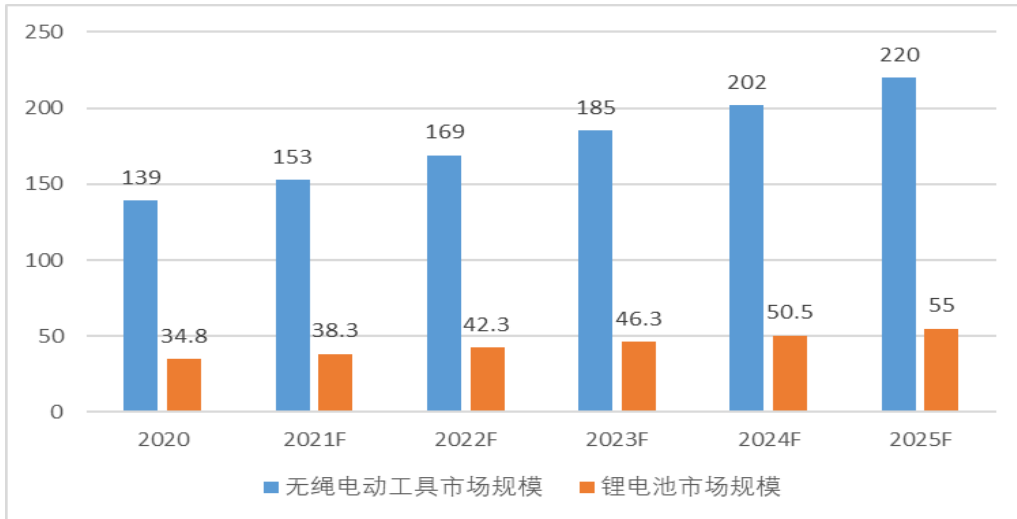
2025

82

5

21%

2020-2025



2021 12

2

SDI LG

TTI

GGII

2021

22GWh

2026

60GWh

2021

2.7

2021-2026

22%

2020

5.6GWh

64.7%

2018 22

MagStone Law, LLP

2022 6

MagStone Law, LLP

PRET Advanced Materials LLC

4.80

2018 22

(本页无正文, 为《海通证券股份有限公司关于上海普利特复合材料股份有限公司

向特定对象发行

募集说明书

11

海通证券股份有限公司

12

附件一 发行人营业执照

1. 统一社会信用代码: 913101156070898831

2. 企业名称: 上海普利特复合材料股份有限公司

3. 经营范围: 从事塑料、橡胶、纤维、树脂、涂料、油墨、胶粘剂、复合材料、

附件二 发行人组织机构代码证

1. 组织机构代码: 607089883

2. 企业名称: 上海普利特复合材料股份有限公司

3. 经营范围: 从事塑料、橡胶、纤维、树脂、涂料、油墨、胶粘剂、复合材料、

附件三 发行人税务登记证

1. 纳税人识别号: 3101156070898831

2. 企业名称: 上海普利特复合材料股份有限公司

3. 经营范围: 从事塑料、橡胶、纤维、树脂、涂料、油墨、胶粘剂、复合材料、

A